



COVID-19 Vaccination Uptake in Ireland

Weekly Report

Autumn Campaign 2023

Week ending Sunday 21st January 2024

Latest Summary Statistics Absolute Numbers of COVID-19 Autumn Campaign Doses and Percentage Uptake of the Census 2022 Population since 18/09/2023 as of end 21/01/2024, midnight

Age Group	No. Completed Primary Course Doses	No. Autumn Booster Doses	Census 2022 Population	No. Autumn Booster doses as % Uptake Census 2022 Population
70+yrs	8	330812	538171	61.5
50-69yrs	9	313381	1157982	27.1
50+yrs	17	644193	1696153	38.0

Vaccination status definitions



- **Autumn booster**=Anyone amongst the eligible cohorts who got any booster dose on or after 18/09/2023. The groups eligible are as follows:
 - **70+ year olds:** reported percentage uptake is calculated using the CSO 2022 as a denominator
 - **50-69 year olds:** reported percentage uptake is calculated using the CSO 2022 as a denominator
 - **Health care workers:** reported absolute number based on risk factor type captured in COVAX as healthcare worker
 - **Long-term care facility residents:** reported absolute number based on risk factor type captured in COVAX as Health care workers: reported absolute number based on risk factor type captured in COVAX as long-term care facility resident
 - **Immunocompromised:** reported absolute numbers based on a person being denoted as immunocompromised at the immunisation record level in COVAX; operational performance to be monitored over the Autumn/Winter campaign to be monitored against an estimated population based on an estimate of 106,000 (the number of persons noted as immunocompromised based on their last vaccination)
 - **Clinically vulnerable:** reported absolute number based on risk factor name captured in COVAX as medical, excluding risk factor type noted as pregnant
 - **Pregnant:** reported absolute number based on risk factor type captured in COVAX as pregnant
 - As well as these risk groups NIAC guidance states that access to an autumn booster vaccine should be available for those who, following discussion of their reasons with a health care provider (e.g., GP, pharmacist or vaccination centre), request vaccination. Therefore, there may be people who do receive a booster who do not fall into any of the above groups
- **Autumn/Primary Course Completed (PCC)** =The number of people over 5 years of age who have completed their primary course (fully vaccinated=two doses of two dose vaccine plan or one dose of a single Janssen vaccine, including those who are immunocompromised and have received an extra, third (primary) dose, in order to complete this course)*

* The total number of final primary course completed doses received is based on the correct combination of doses administered as per NIAC guidance

Methodology



- *Data were provided by OCIO based on data in the data lake PROD environment (includes COVAX registered vaccinations and GP administered vaccinations).*
- *DENOMINATOR USE: In this report, uptake is calculated based on Census 2022 population (n= 5,149,139 total; n=3,930,572 for adults/18+ year olds, n=4,361,794 for eligible 12+ year olds; n=4,853,724 for eligible 5+ year olds). See <https://www.cso.ie/en/releasesandpublications/ep/p-cpsr/censusofpopulation2022-summaryresults/populationchanges/>*

Absolute number of COVID-19 Autumn doses (latest received) by type administered since 18/09/2023 as of end 21/01/2024, midnight

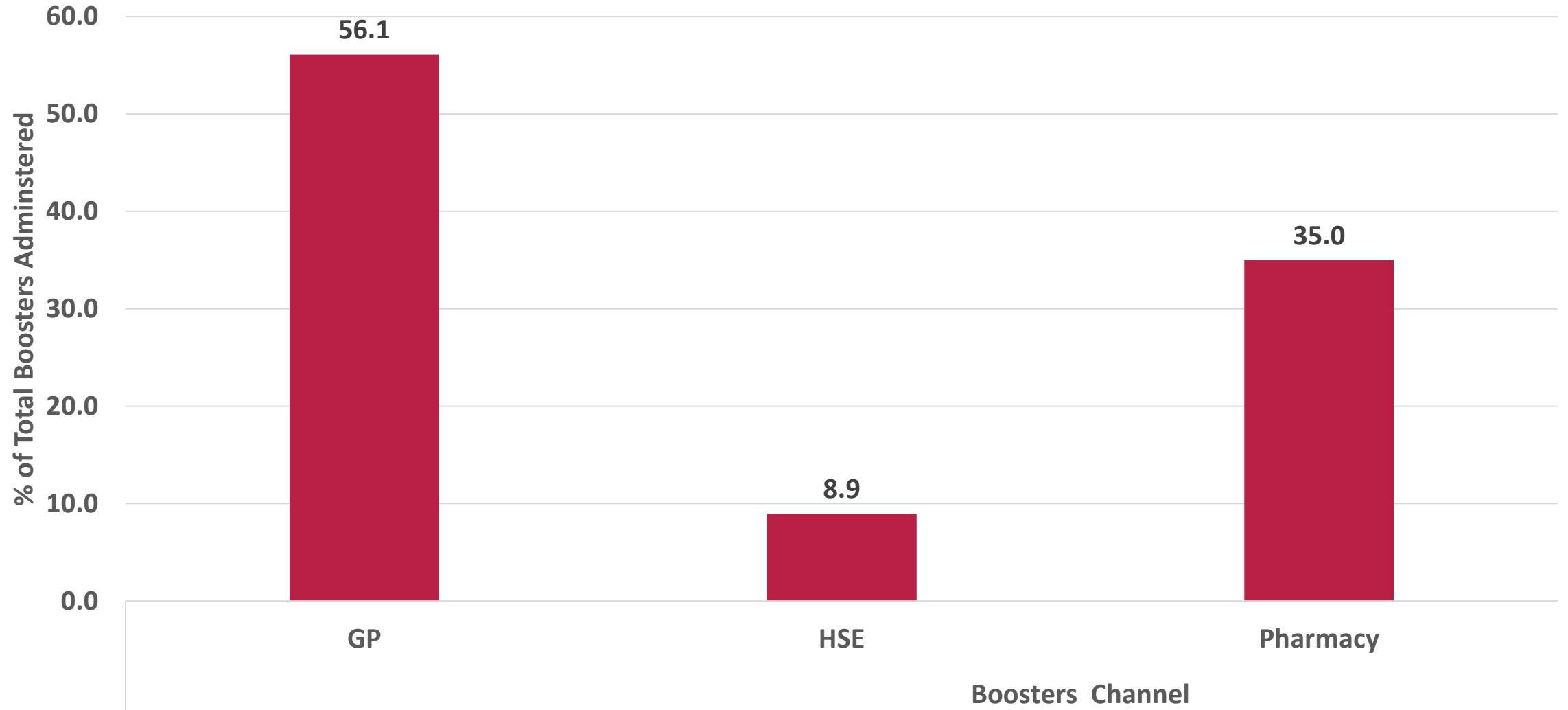
Course	Dose Type (Latest received)	No. Doses Administered
Primary	Dose 1	416
	Dose 2	315
	Dose 3	118
	Additional Dose	99
	Total Primary Doses	948
	Total Primary Courses	342
Booster	Booster Dose 1	13948
	Booster Dose 2	78840
	Booster Dose 3	298923
	Booster Dose 4	204343
	Booster Dose 5	153915
	Booster Dose 6	1311
	Booster Dose 7	27
	Booster Dose 8	2
	Booster Dose 9	1
	Total Booster Doses	751310
Booster and Primary Doses		752258

Absolute numbers of COVID-19 Autumn booster doses by age group administered since 18/09/2023 as of end 21/01/2024, midnight and estimated percentage uptake of the Census 2022 population

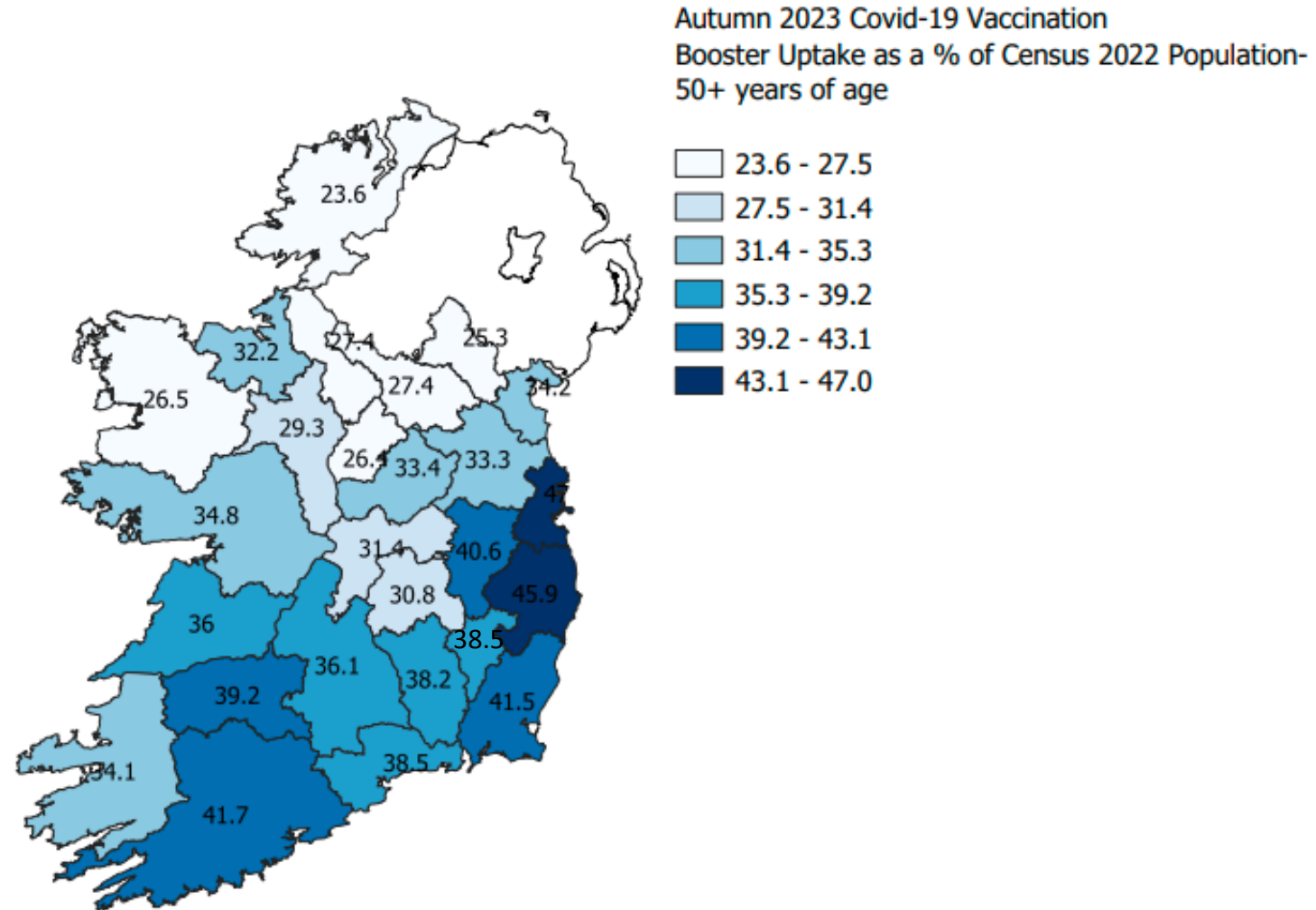


Age Group	No. Autumn Boosters Doses	Census 2022 Population	No. Autumn Boosters % Uptake Population Census 2022
All Ages	739531	5149139	14.4
6months+	739531	5120241	14.4
6months-49yrs	95338	3424088	2.8
5+yrs	739528	4853724	15.2
12+yrs	739392	4361794	17.0
12-17yrs	1480	431222	0.3
18+yrs	737912	3930572	18.8
50+yrs	644193	1696153	38.0
60+yrs	519158	1048985	49.5
50-69yrs	313381	1157982	27.1
65+yrs	433623	776315	55.9
70+yrs	330812	538171	61.5

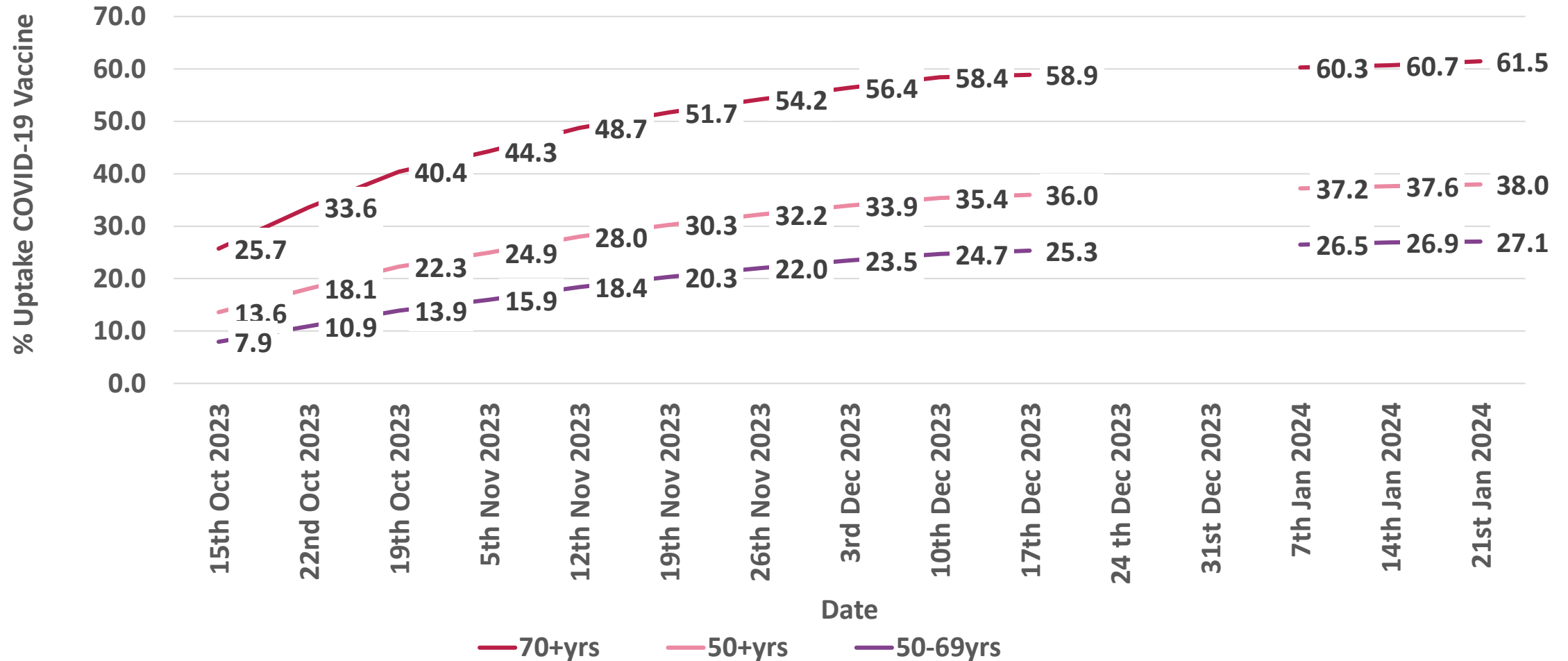
Percentage of Autumn Booster Doses by Distribution Channel administered since 18/09/2023 as of end 21/01/2024, midnight



Uptake of Autumn Booster doses by county as a percentage of the Census 2022 population among 50+ year olds since 18/09/2023 as of end 21/01/2024, midnight



Uptake of Autumn Booster doses as a percentage of the Census 2022 population by select age group since 18/09/2023 by week, 15/10/2023 to 21/01/2024



Uptake of Autumn Booster & Seasonal Influenza doses by HSE HCWs since 18/09/2023 to 16/01/2024

In total 109,136 records for HSE HCWs were included in the analysis.

- Overall Uptake
 - 19,843 received COVID-19 vaccine, an uptake of 18.2%
 - 39,719 received influenza vaccine, an uptake of 36.4%
- Amongst those who received a vaccine:
 - 18,414 (16.9% of all HSE HCWs) received both COVID-19 and influenza vaccine
 - 1,429 (1.3% of all HSE HCWs) received COVID-19 vaccine only
 - 21,305 (19.5% of all HCWs) received influenza vaccine only
 - 67,988 (62.3% of all HCWs) did not receive any COVID-19 or influenza vaccine
 - 89,293 (81.8% of all HCWs) did not get a COVID-19 vaccine
 - 69,147 (63.6% of all HCWs) did not get an influenza vaccine

Uptake of Autumn Booster & Seasonal Influenza doses by Fair Deal residents in residential care facilities since 18/09/2023 to 09/01/2024



527 residential care facilities were identified from the matched dataset.

Influenza Vaccination Uptake

- Overall uptake was 85.6% with 18 (3.4%) of the 527 RCFs reporting 100% uptake.
- There were 5 locations (1.0%) where no vaccinations were reported, or uptake was $\leq 10\%$.
- The vast majority of RCFs had an uptake of $>75\%$, with 474 of 527 (89.9%) RCFs having an uptake of greater than 75% for influenza vaccination.

COVID-19 Vaccination Uptake

- Overall uptake was 79.6% with 11 (2.1%) of the 527 RCFs reporting 100% uptake.
- There were 6 locations (1.1%) where no vaccinations were reported, or uptake was $\leq 10\%$.
- The majority of RCFs had an uptake of $>75\%$ with 375 of 527 (71.1%) RCFs having an uptake of greater than 75% and 511 of 527 (97.0%) RCFs having an uptake of greater than 50% for COVID-19 boosters.

Acknowledgements

Sincere thanks to the following for providing the data for this report:

- National Immunisation Office (NIO)
- Office of the Chief Information Officer (OCIO)
- HSE Integrated Information Services (IIS) and COVAX Implementation team of Salesforce, IBM, PWC, EY
- HSE procurement/acute hospitals/CHOs/vaccinating teams and administrators/IT staff
- HSE Health Intelligence, Strategic Planning & Transformation Unit
- NHSS for Fair Deal Resident Data
- HR-Sap for HSE HCW Data



@hpscireland



@hpscireland

www.hpsc.ie



Caveats



- Uptake data reported refers to the period up to midnight of the last day of the latest epidemiological week Monday to Sunday.
- Where county and/or age group calculation of estimated uptake exceeds 100% due to data capture issues within Coax or where the numerator exceeds the population estimate/denominator then the uptake will be rounded down to **99.9%** (unless otherwise indicated in the report).
- The population denominator used to calculate percentage uptake is Census 2022
 - <https://www.cso.ie/en/releasesandpublications/ep/p-cpsr/censusofpopulation2022-summaryresults/populationchanges/>
- Total reported doses in this report now includes all vaccination doses on the IIS/COVAX data system, including those received abroad by Irish residents.
- Autumn/Winter doses are administered to individuals in receipt of any booster dose (1-5) since 18/09/2023 who were eligible for booster dose under previous guidance but also included primary doses during this period.
- Reported figures excludes vaccination records where the death of the individual has been recorded.
- Immunocompromised status was recorded at time primary course was completed and so may not accurately reflect the current immunocompromised population or immunocompromised at time of latest vaccination.
- Details of uptake by various risk factor groups/target cohorts such as healthcare workers, long term care facility residents, the clinically vulnerable, pregnant women and the immunocompromised is not yet available
- While data is presented in terms of total number of people receiving boosters as a proportion of total population, it should be noted that not all people within these populations will be eligible for vaccination at a given time for example if they have recently had COVID-19 infection.
- The data presented will focus primarily on all booster doses administered during the Autumn/Winter campaign as the number of individuals who have completed their primary course treatment is quite small, so much so that the numbers have a negligible impact on the calculation of the overall percentage uptake of COVID-19 vaccination in the general population.